


2nd Grade Cursive Information



Dear Parents,

It's that time of the year! We will begin learning CURSIVE! The students are always very excited about learning how to write in cursive. This packet includes information on correct posture, cursive letter formation groups, cursive letter formation guide, and addition paper that you may wish to *copy* for practice at home. I will also have extra paper here at school for students to take home for practice, too.

We use the same **writing grid** that has been used previously for printing. The writing grid uses pictures to indicate the different lines: **sky line, plane line, grass line, and worm line.**

We will learn 4 (occasionally 5) letters and a handful of words each week. We begin with lower case letters and then move on to upper case letters.

Cursive letters are grouped in a systematic way. Lower case letter groups include: **loop letters, up/down letters, two o'clock letters, and hump letters.** Upper case letter groups include: **plane line letters, sky line letters, sky line dip across letters, sky line down letters, and grass line loop letters.**

Each Friday, you will receive an email with a link to a blogpost that has the next week's instructional cursive video in it. Students are to watch this 10-20 minute video while pausing to practice on paper **at home.** They are to have the video watched and practice pages completed by Wednesday night, so they can bring in their practice pages by Thursday of each week. Once they complete a weekly video, they are to COMMENT (with a parent's help) on the blogpost. Their comment can be: their favorite letter, their hardest letter, a question they have, etc. This means students will have SIX days to complete each week's videos, comment, and return their practice pages by Thursday of every week. We will have 13 weeks of cursive. You are more than welcome to break it up by doing one letter/part per evening if you're worried about completing it all in one night.

We encourage parents to use the enclosed materials to ensure that your child is making the letters correctly. There is more than one way to make some cursive letters, however for the sake of consistency, we ask that they learn the letters the way in this packet first, then they can make them other ways once they've learned the entire lowercase and uppercase alphabet. Your support will play a key role in your child's success with learning cursive writing!

Thank You,
2nd Grade Teachers
Mrs. Knapp, Mrs. Belin, & Mrs. Lawless
Dunlap School District #323

's Cursive Checklist



This checklist is for you to stay ORGANIZED each week with your cursive homework. Remember, you will have access to the next week's videos each Friday and you are to complete watching each video, finish your practice pages, and comment on the blogpost each week. Please have everything done by Wednesday night and bring your practice pages to school every Thursday. If you complete at least 11 out of 13 weeks of cursive homework and return it on time, you will get to participate in an ICE CREAM PARTY!! You can do it!!

Week	Did you watch the WHOLE video?	Did you complete your practice of each letter and word in the video?	Did you leave a comment on the cursive blogpost?
#1 – l, e, h, b			
#2 – f, k, ii, j			
#3 – p, r, s, t			
#4 – u, w, c, o, a			
#5 – g, d, q			
#6 – n, m, v, y			
#7 – x, z, B, P			
#8 – R, L, A, O			
#9 – C, E, G			
#10 – T, F, H, K			
#11 – N, M, W, U, V			
#12 – Q, X, Y, Z			
#13 – D, S, I, J			



2K Cursive Contract



I, _____, will try my best to be responsible by making sure that each week, **by Thursday morning**, I will have used my six days wisely and have **watched the entire weekly cursive video, completed and brought my practice pages to school, and commented on the cursive blogpost.** I understand that it is MY responsibility to let Mrs. Knapp know if I do not have internet access at home, so I can arrange a way to complete these in school.

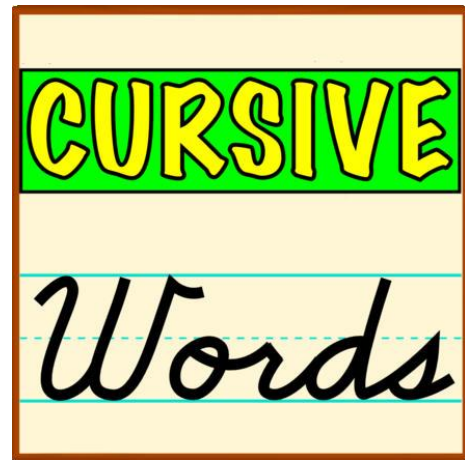

I know that if I run out of pages at home to practice on, it is MY responsibility to get more from Mrs. Knapp's classroom, or by copying the practice paper from the parent packet at home.

I understand that if I complete **at least 11 out of 13** weeks of cursive homework, I will be able to participate in an ice cream party!

I understand that this weekly assignment is meant to give me more time to practice my cursive handwriting and to help me learn responsibility and accountability, while being a 21st century learner!

Signed,

Fun & FREE Apps to Download!



Download these two free and fun apps to practice your cursive writing on. It works best to practice on an iPad or tablet, but you could use any device!